




Generator Operation Instructions



Warning

- Position Generator **Exhaust** to point away from products being used or where people will be located.
- Position Generator about 15 feet away from where products are being used.

Turning Generator ON

1. Turn the **Motor Switch** to Run (turns it on)
2. Turn the **Gas Switch** on by rotating counter-clockwise to 6 o'clock (pointed down)
3. Push the **Choke Lever** to the left (half way should be enough, if it doesn't start then you can turn it $\frac{3}{4}$ or all the way)
4. Pull the **Starter Rope** to turn to Generator on

5. **IMPORTANT:** Once the Generator is on, turn the **Choke Lever** back to the right (to off position). *NOTE: If you leave the Choke Lever to the left, the Generator will likely turn off by itself or the gas will be used up too quickly.*

Turning Generator OFF

1. Turn the **Motor Switch** to Stop (turns it off)
2. Turn the **Gas Switch** off by rotating it clockwise to 9 o'clock (pointed left)
 - **IMPORTANT:** Make sure Gas Switch is turned off, otherwise gas will continue to go into motor and eventually choke the motor. This will create problems if you need to turn it on again.

Refueling Generator

- Make sure to turn the Generator OFF (refer to instruction above on **Turning Generator OFF**)
 - **IMPORTANT:** Make sure any products plugged into Generator are not being used before you turn the Generator off.
- Un-tighten Gas Cap to open it for refueling
- Fill Gas Tank until Gas has almost reached the top
- **IMPORTANT: Fill Gas Tank with Unleaded Gas ONLY**
-

Troubleshooting

- Generator Not Turning On
 - **Problem 1:** Motor Switch is not set to Run
 - **Solution:** Refer to Turning Generator ON, step 1
 - **Problem 2:** No Gas in the Gas Tank
 - **Solution:** Refer to Refueling Generator on first page
 - **Problem 3:** Choke Lever not set to the left
 - **Solution:** Refer to Turning Generator On, Step 3
 - **Problem 4:** Gas Switch was left on when the Generator was not in use and motor has been filled with Gas
 - **Solution:** Call Magic Jump Rentals at 800-873-8989 for assistance.

Caution!

- Make sure **Idle Control** (located on the bottom right where the electrical outlets are located) is turned OFF
 - **Potential Problem:** If Idle Control is set to ON, Generator might throw the circuit while Electrical Cord is plugged in and product is in operation. This will cause the product to turn off while it is being used and potential cause harm.